

Country
Series

පඤ්චතුර්වල

Updated Version 1.1

Pancha
Thurya



MANUAL

PANCHATHURYA KONTAKT LIBRARY V1.1



FALCON EYE
CORPORATION

The classical Sinhalese Orchestra consists of five categories of instruments. The drum is the king of local percussions instruments and without it, there will be no dance.

The information in this document is subject to change without notice and does not represent a commitment on the part of Falcon Eye Corporation SL . The software described by this document is subject to a License Agreement and may not be copied to other media. No part of this publication may be copied, reproduced or otherwise transmitted or recorded, for any purpose, without prior written permission by Falcon Eye Corporation SL , hereinafter referred to as Falcon Eye Corporation.


“Falcon Eye Corporation”, “FLEC” and associated logos are (registered) trademarks of Falcon Eye Corporation SL.

All other trademarks are the property of their respective owners and use of them does not imply any affiliation with or endorsement by them.

Document authored by: Buddhi Chalanga, Kapila Liyanage, FLEC Team

Software version: 1.1 (12/2021)

Document version: 1.1 (12/2021)



Proudly Sri Lankan Product

Falcon Eye Corporation - Colombo

10120 Battaramulla

Koswatta

Sri Lanka

www.falconeyesl.com

Falcon Eye Corporation Help Center - Colombo

10120 Battaramulla

Koswatta

Sri Lanka

Phone : (+94) 113 647348

Email : falconeyecorporationhelp@gmail.com

www.falconeyesl.com

Falcon Eye Corporation - Matara

81020 Kekanadura

Matara

Sri Lanka

www.falconeyesl.com



**FALCON EYE
CORPORATION**

© Falcon Eye Corporation SL , 2021. All rights reserved.

Table of Contents

1 Welcome to PANCHATHURYA V1.1 LIBRARY.....	6
1.1 What is PANCHATHURYA V1.1 LIBRARY?.....	6
1.2 Document Conventions	6
2 The PANCHATHURYA V1.1 Library.....	8
2.1 Included Instruments	9
2.1.1 PANCHATHURYA V1.1 Solo	9
PANCHATHURYA Description	10
3 Using the Instruments	11
3.1 Shared Features	11
3.1.1 Navigation	11
3.2 PANCHATHURYA Main	12
3.2.1 ADSR Envelops Knob	13

4 Installation Instructions	14
4.1 REQUIREMENTS.....	14
4.2 UNPACKING.....	14
4.3 INSTALLING.....	15
4.3 UN INSTALLING	15
4.3 LOADING.....	16
5 Technical Specification	17
6 About Library	18
7 Credits	19

1 Welcome to PANCHATHURYA V1.1 LIBRARY

Thank you for purchasing PANCHATHURYA V1.1 LIBRARY. On behalf of the Falcon Eye Corporation team, we hope this new KONTAKT library truly inspires you.

PANCHATHURYA LIBRARY adds a selection of exclusively sampled Percussion & Wind instruments that integrate into the latest versions of KONTAKT 6.1.1 or the free KONTAKT PLAYER. These instruments have been carefully crafted to be both authentic and easy to use. Creating the atmosphere of an Sri Lankan musical PANCHATHURYA Main is now as easy as it gets, even if you are not deeply familiar with the musical style.

This manual will not introduce you to the different instruments that have been sampled for this Library, and explain how to use the KONTAKT instruments.

1.1 What is PANCHATHURYA V1.1 Library ?

Continuing Falcon Eye Music Library Series of sounds from around the world, PANCHATHURYA V1.1 LIBRARY is a collection of multi-sampled instruments from the respective region. Based on traditional techniques, this library is designed to add authentic Sri Lankan flavors to your music productions.

1.2 Document Conventions

This document uses particular formatting to point out special facts and to warn you of potential issues. The icons introducing the following notes let you see what kind of information can be expected:



The speech bubble icon indicates a useful tip that may often help you to solve a task more efficiently.



The exclamation mark icon highlights important information that is essential for the given context.



The red cross icon warns you of serious issues and potential risks that require your full attention.

Furthermore, the following formatting is used:

- Text appearing in (drop-down) menus (such as Open..., Save as... etc.) in the software and paths to locations on your hard disk or other storage devices is printed in italics.
- Text appearing elsewhere (labels of buttons, controls, text next to checkboxes etc.) in the software is printed in blue. Whenever you see this formatting applied, you will find the same text appearing somewhere on the screen.
- Important names and concepts are printed in bold.
- References to keys on your computer's keyboard you'll find put in square brackets (e.g., "Press [Shift] + [Enter]").

2 The PANCHATHURYA V1.1 Library

The PANCHATHURYA V1.1 library is split into three main sections:

PANCHATHURYA V1.1 Main

The PANCHATHURYA V1.1 Main is a single KONTAKT Instrument containing a number of Percussion instruments that produce the sound of a full traditional Sri Lankan musical Instrument. The Instrument contains runs patterns, single Main notes. The entire MIDI key-range is filled with sounds.

PANCHATHURYA V1.1 Patterns

The Percussion Instruments each contain a single Sri Lankan Percussion instrument Natural Patterns, mapped in more detail than the Sri Lankan PANCHATHURYA. These instruments contain main three part of patterns.


PANCHATHURYA V1.1 Roll

The Percussion Instruments each contain a single Sri Lankan Percussion instrument Variation Patterns, mapped in more detail than the Sri Lankan PANCHATHURYA. These instruments contain two main grid & six samples category patterns.

2.1 Included PANCHATHURYA Instruments

2.1.1 PANCHATHURYA V1.1 Main

The following 11 Percussion & Wind instruments are included in this library:



PANCHATHURY

SRI LANKAN TRADITIONAL PERCUSSION & WIND INSTRUMENT



The classical Sinhalese Orchestra consists of five categories of instruments. The drum is the king of local percussions instruments and without it, there will be no dance. The vibrant beat of the rhythm of the drums form the basic of the dance. The dances feet bounce off the floor and they leap and swirl in patterns that reflex the complex rhythms of the drum beat.

This drum beat may seem simple on the first hearing but it takes a long time to master the intricate rhythms and variations, which the drummer sometimes can bring to a crescendo of intensity.

3 Using the Instruments

Although the exact features of the included instruments differ, there are many common elements that will be found in most, if not all, of the instruments. As such the controls of the instruments will be covered as one, with exceptions being pointed out along the way.

3.1 Shared Features

3.1.1 Navigation

All instruments contain three control pages, which are accessible from the tabs at the bottom of the instruments interface:

- **PANCHATHURYA V1.1 Main** : Contains the instrument options, a ADSR, and the pattern controls / effect. The name of this page will depend on the loaded instrument.
- **About** : Contains the about in Library

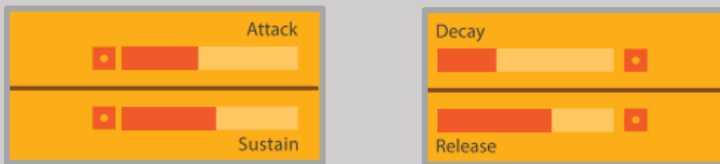
► To open a control page, click on the respective tab



3.2 PANCHATHURYA Main

3.2.1 ADSR Envelops Knob (ENVELOPE SETTINGS)

ADSR has the ability to change the tone pattern for a single key, and you cant reset it by clicking the Reset button whenever you want.



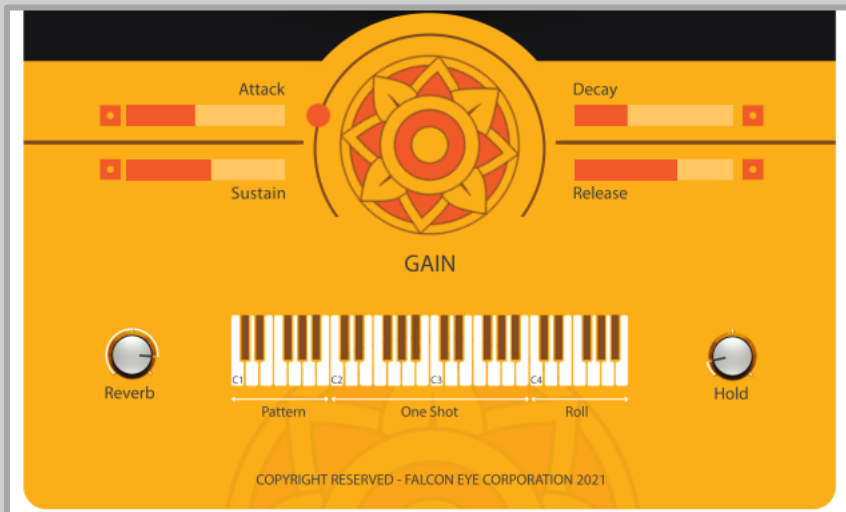
ATTACK - controls the attack (fade in) time

DECAY - controls the time it take for the volume to fade from the maximum value to the sustain value.

SUSTAIN - controls the level at which the envelope will sustain while the key is held.

RELEASE - controls the Release (fade out) time of the envelope after the key is released.

3.2.2 Volume Knob



PANCHATHURYA V1.1 Main Volume Knob

- sets the volume level (increase or decrease in loudness of the audio output).

4 Installation Instructions

4.1 REQUIREMENTS

This Instrument requires that you have installed the Full Version of Kontakt 6.1.1 or Higher. It will not work with the free Kontakt Player.

The NKI instrument preloads about 310.5 MB to RAM.

Make sure that your computer has enough RAM to cope with your host DAW needs and this and other Kontakt libraries needs.

When using more libraries at once, a fast HDD or an SSD is warmly suggested.

4.2 UNPACKING

1. Once you have downloaded the Install files,
2. please follow these steps:
 - The ZIP compressed files & DMG MAC os Files need a specific application in order to be opened & Extract you choice.
 - PC users might use Win Zip: <http://www.winzip.com>.
 - MAC users might use DMG File, an open source tool for compressed files: <http://www.7-zip.org>. These are freeware open-source option but there many commercial alternatives available on both plat forms to open ZIP files.

4.3 INSTALLING

1. Once all of the ZIP files or DMG file are unpacked, you can move the decompressed folder to your favorite location.
2. After your use windows , now install “PANCHATHURYA V1.1 – Falcon Eye Music.exe” Setup
3. Or your use Mac OS , now install “PANCHATHURYA V1.1 – Falcon Eye Music.DMG” Setup

Please keep and eventually make back-up copies of the ZIP installers since they might be useful in **case of data-loss**, without requiring a full re-download of the whole package.

4.4 UN INSTALLING

Windows

1. Option 1 :- Go to Control Panel -> Click Uninstall a program -> Find & Select "PANCHATHURYA V1.1 - Falcon Eye Music" -> Right Click Uninstall.
2. Option 2 :- Find your Library Installation Folder -> Click "unins000.exe" Application , Library Uninstall

MAC OS

1. Find your installation location & after permeant Delete Library folder

4.3 LOADING

➤ **Kontakt Instruments can be loaded in one of the following ways:**

1. Drag & Drop the .nki file onto the main Kontakt interface.
2. Use the Kontakt Browser to find the .nki file and either Double-Click or Drag & Drop to the main interface.
3. Use Library Tab & Browser the Instrument select & Double-Click



5 Technical Specifications

- One master patch with all controls on interface
- Main Percussion alphabets mapped in proper order
- Pitch Bend articulations on Main Percussion
- Varieties of alphabets on Hand Dring
- Advance Scripting features total control over individual sounds.Each Percussion can be tuned/panned separately and each sound can be fine tuned.
- Create a nice balance of Main Percussions according to taste
- Special effects on UI include – Reverb effects
- Response reverbs Type In Library
- Sample Resolution Size : 44.1 / 48.1 khz/24 bit

Note 1 : Free Kontakt player will only work for 30 minutes. Product work with Kontakt 6.1.1 or higher full retail version only

Note 2 : The “Add Library” import process do not support this standard format Kontakt library 6.4.0 higher + Native Access. but you can use Kontakt file browser to load .nki Instruments. Other Kontakt Version Support “Add Library” import process.

6 About Library

6.1 PANCHATHURYA V1.1 Library

This is the first and most advance playable “PANCHATHURYA V1.1” sampled instrument released till now with over 3100 samples recorded with high quality equipments.

Sampled PANCHATHURYA was a always a great need of producers working in film industry and keeping their requirement in mind we started working on the concept and finally developed playable PANCHATHURYA instrument with the modern sound design capabilities. You have fine control over each sound as well each side of PANCHATHURYA. PANCHATHURYA V1.1 is recorded High quality mic.

PANCHATHURYA V1.1 is extensively used in many Sri Lankan movies & Song. Use fine tune and ADSR control to mix each individual sound in layer (You can have snap of PANCHATHURYA sound) - This way you can create a fine mix of both these Percussion

We hope you will find this instrument useful and helpful in your productions.

Thank you ,
Falcon Eye Corporation Developed Team.
2021

7 Credits

Produced by: Falcon Eye Corporation / Music & Krescendo Music Studio

Product Design and Concept: Falcon Eye Corporation Team

KSP and Kontakt Programming: Buddhi Chalanga & Kapila Liyanage

User Interface Design: Adithya Bandara

Performed: FLEC / Gihan Rathnayake (Horana etc.)

MIDI Groove Programming: FLEC – Sri Lanka

Sound Design: Falcon Eye Music Team

Sample Editing: FLEC – Sri Lanka

Sample Recording: FLEC – Sri Lanka

Quality Assurance: FLEC Team

Product Management: Amila Wikramasingha / Himan Perera / R.Chamara

Marketing Manager: Dhanuka Dilshan

Artwork: Rayan Domenico & Falcon Eye Team



Falcon Eye Corporation/Music - 2021